

Unearthing Creativity

Gateways to creative activity - Worksheet

Line One

"A line is a dot that went for a walk"

Paul Klee

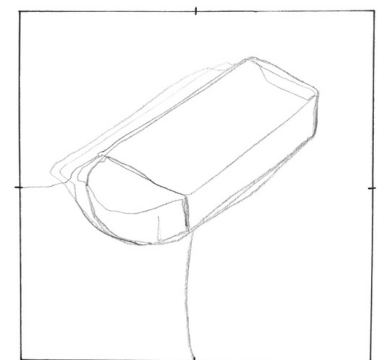
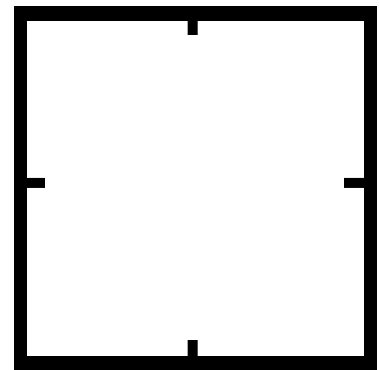
Purpose: A simple drawing activity which can be completed on your own or with others.

Materials

- White paper and scissors
- Pencils, pens or other drawing materials


Process

1. Cut your paper into squares (we recommend around 15cm x 15cm).
2. Make a small mark exactly halfway along each side.
3. Using a pencil or pen, start at one of the halfway marks.
4. Take your line for a walk across the paper, anywhere you like, for as long as you like.
5. Don't lift your pencil / pen from the page.
6. Leave at another one of the halfway marks.
7. Repeat a few times on new squares.
8. When you have a few drawings, arrange the squares together so the lines join up.



Points to note

- You can draw something or someone (a person, a pet, a landscape, a collection of objects), or create an abstract drawing.
- It doesn't matter what your finished drawing represents or doesn't, as long as it uses one continuous line that starts at one of the halfway points and ends at a different one.
- Consider varying the pressure and speed of your line.
- Create as many drawings as you like.



Unearthing Creativity is a collaborative project which is being delivered by artists Marion Cheung, Naz Syed, Creative Lives and Age Cymru.

For further information, please see
www.creative-lives.org/unearthing-creativity.

We are extremely grateful to the Arts Council of Wales for their support for this project.

www.creative-lives.org

@CreativeLivesCL  |  | 